



Acoustic Wood Wall Planks



When looking for modern wood surface-materials, specify planks! Shipped with various lengths in each carton to stagger seams, each carton covers 32 sq ft and can be sequenced continuously — perfect for large areas or accents. Get all the sound absorbing properties of acoustic panels with the appearance of wood planks! Unlike most other wood acoustics, the panels themselves reduce noise without the need for extra materials and ugly large holes drilled or routed into the wood. And if that's not enough, Mode Acoustic Wood Planks are easier on the wallet and the planet.

Specifications

Product Name	Acoustic Wood Wall Planks
Lead Times	8+ weeks
Content	6–7lb Fiberglass Board, 0.2mm Wood Veneer
Thickness	1.25”
Coverage Area	32 sq ft per kit
Plank Widths	24”, 48”, 72”, and 96”
Plank Height	6”
Weight	1.5 lbs per sq ft
Edge	Square and Edgebanded
Sound Performance	ASTM C423-17 NRC: 1.25”=.83
Fire Performance	Class B Materials
Variations	Slight and consistent variations in color and woodgrain should be expected when using this material. Slight imperfections are within normal manufacturing tolerances and not visible in standard installations.
Environmental	Panels consume a quarter of the natural resources and have a dramatically lower carbon footprint compared to equivalent millwork.
Maintenance	Vacuum to remove any loose dirt or dust. A damp cloth or compressed air can also be used to dust the material in difficult or large installations. If stains are present, you may saturate a lint-free cloth with a soap and water solution or Murphy’s Oil soap.
Warranty	5 years
Unit of Sale	Per Carton

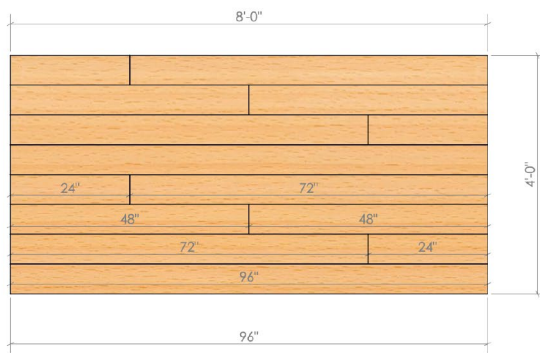
Installation & Kits

Peel n Stick

Leave the hardware, screws, drills, and whatever else in the drawer! Peel n Stick is a double-sided press-on adhesive specifically designed for Sonus products! To adhere, simply make a level line guide, press-on planks & go!

Kits

Starter



- INSTALLATION NOTES:
- LAYOUT PLANKS AND ENSURE COMMON WOOD TONES ARE PLACED TOGETHER, GRADUALLY MOVE TONES THROUGHOUT THE SPACE
 - IDENTIFY STARTING ROW AND SET LASER LEVEL. IT IS HELPFUL TO HAVE A "BENCH" TO REST PANELS ON TO ENSURE A LEVEL FIRST ROW
 - PEEL BACKER OFF BOARD AND APPLY TO WALL. SET EDGE TO LEVEL LINE AT AN ANGLE (NO OR MINIMAL ADHESIVE CONTACT) AND THEN PRESS BOARD TO WALL ENSURING BOARD IS STILL LEVEL TO LINE
 - APPLY REPEATED PRESSURE TO PLANK TO ENSURE GOOD BOND WITH WALL SURFACE

Planks Included

24"	Quantity: 4
48"	Quantity: 4
72"	Quantity: 4
96"	Quantity: 2

SUBWAY TILE - 32 sq. FT. STARTER KIT - ELEVATION

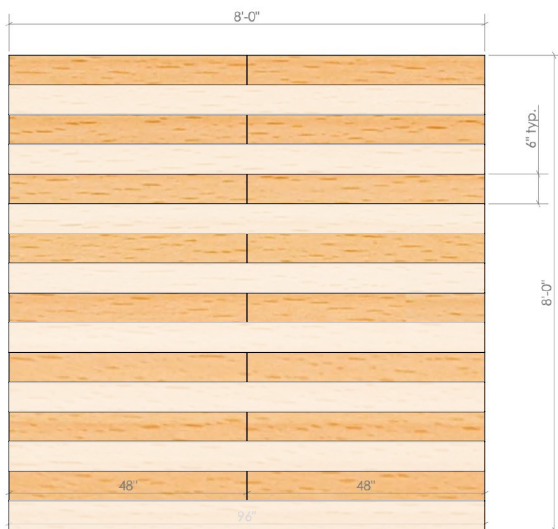
STARTER KIT PANEL SIZE & QUANTITY

- 24" x 6" Qty. 4
- 48" x 6" Qty. 4
- 72" x 6" Qty. 4
- 96" x 6" Qty. 2

KIT 96" (NOT SHOWN)

- 96" x 6" Qty. 8

48" (one 48" with one 96" shown)



- INSTALLATION NOTES:
- LAYOUT PLANKS AND ENSURE COMMON WOOD TONES ARE PLACED TOGETHER, GRADUALLY MOVE TONES THROUGHOUT THE SPACE
 - IDENTIFY STARTING ROW AND SET LASER LEVEL. IT IS HELPFUL TO HAVE A "BENCH" TO REST PANELS ON TO ENSURE A LEVEL FIRST ROW
 - PEEL BACKER OFF BOARD AND APPLY TO WALL. SET EDGE TO LEVEL LINE AT AN ANGLE (NO OR MINIMAL ADHESIVE CONTACT) AND THEN PRESS BOARD TO WALL ENSURING BOARD IS STILL LEVEL TO LINE
 - APPLY REPEATED PRESSURE TO PLANK TO ENSURE GOOD BOND WITH WALL SURFACE

Planks Included

48"	Quantity: 16
-----	--------------

BRICK - 64 sq. FT. - (1) 48" KIT & (1) 96" KIT - ELEVATION

KIT 48" PANEL SIZE & QUANTITY

- 48" x 6" Qty. 16

KIT 96" PANEL SIZE & QUANTITY

- 96" x 6" Qty. 8

Color & Finishes



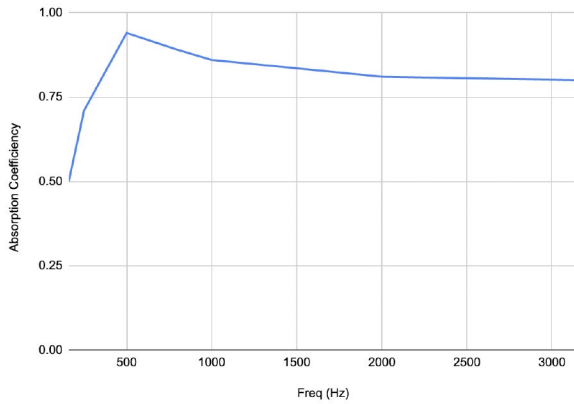
Over 100 species and cuts available.

Proudly partnering with



Test Results

Absorption Coefficient vs. Freq (Hz)



Freq (Hz)	Absorption Coefficient
160	0.50
250	0.71
500	0.94
800	0.89
1000	0.86
2000	0.81
3150	0.80
NRC	0.83

The Noise Reduction Coefficient (NRC) is calculated as the arithmetic average of the absorption coefficients in the shaded bands only (250, 500, 1250 & 2000 Hz).

ASTM C 423-17: Type F Mounting as defined by ASTM E795 using two pieces of 0.5 in aluminum stock bar placed on floor to lift material with trim pieces to simulate a typical wall installation with mounts.